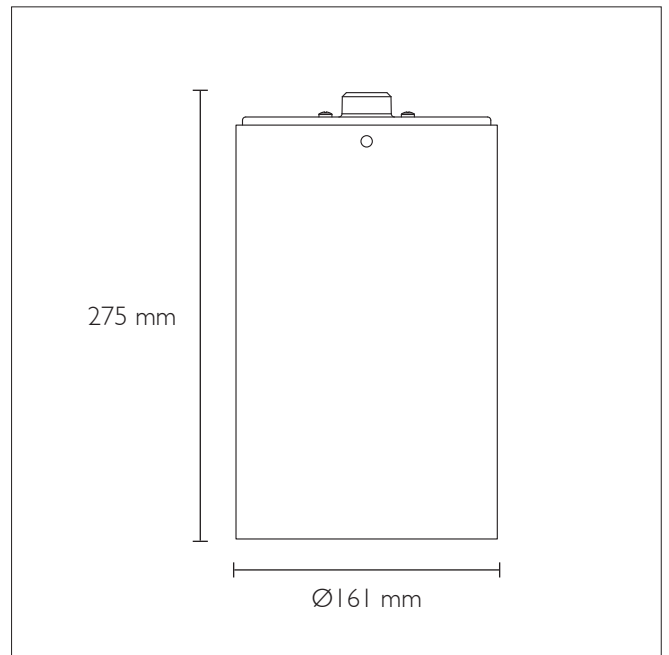
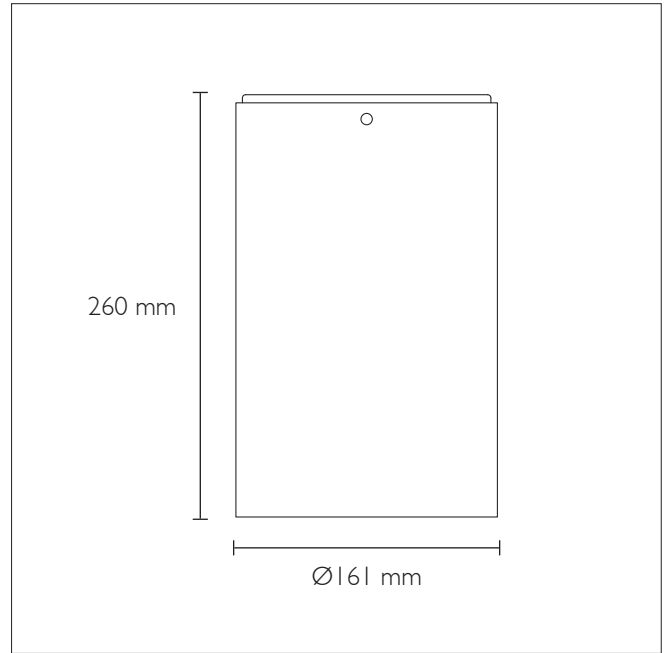
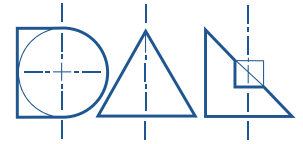


CIVIC I 61 FIXED IP65

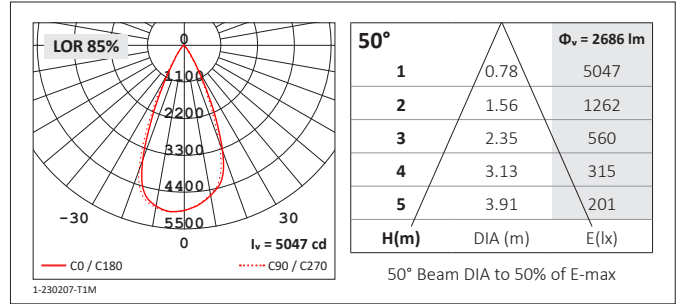
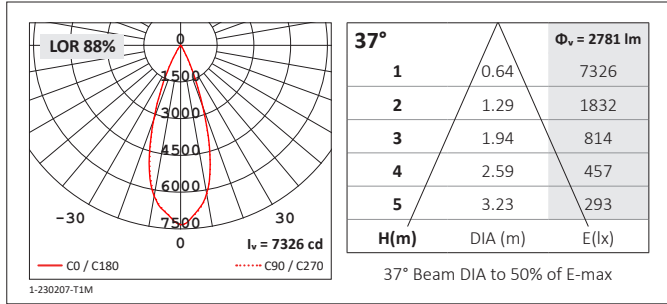
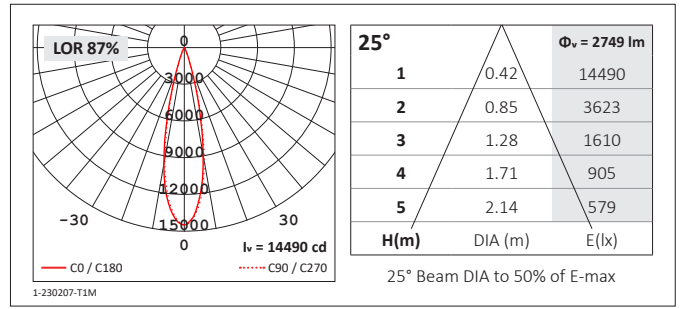
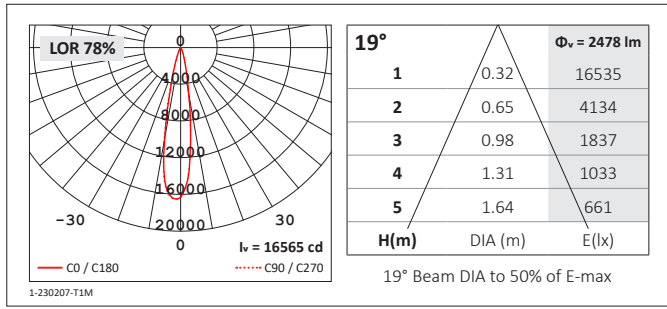


STANDARD MODULE - 19° / 25° / 37° / 50° Beam

CREE Lighting Engine - CRI 90, 2-Step MacAdam
2700K / 3000K / 4000K

Source Lumens	System Wattage	Delivered Lumens	Efficacy (LOR 78%)	Delivered Lumens	Efficacy (LOR 87%)	Delivered Lumens	Efficacy (LOR 88%)	Delivered Lumen	Efficacy (LOR 85%)
		19°		25°		37°		50°	
2380 lm	19.7 W	1866 lm	94 lm/W	2071 lm	105 lm/W	2094 lm	106 lm/W	2023 lm	102 lm/W
2780 lm	24.0 W	2180 lm	90 lm/W	2419 lm	100 lm/W	2446 lm	101 lm/W	2363 lm	98 lm/W
3160 lm	28.5 W	2478 lm	86 lm/W	2749 lm	96 lm/W	2781 lm	97 lm/W	2686 lm	94 lm/W

Tested with CREE 3000K (System: 28.5 W / 700 mA)



BODY / REFLECTOR COLOUR



White



Black



Grey

PRODUCT CODING EXAMPLE - M414323J550

Series	Beam	Reflector Colour	Source Lumens	LED	CCT	Driver Protocol	Emergency Protocol
M40 White Casing	1 19°	1 Specular	23 2380 lm	J Cree	5 2700K	5 DALI	0 None
M41 Black Casing	2 25°	2 Satin Silver	27 2780 lm				
M42 Grey Casing	3 37°	3 Black	31 3160 lm				
	4 50°	4 White					
F41	4	3	23	J	5	5	0

- CRI 98 CREE Lighting engine is available on request
- Tolerance range for optical and electrical data shown in this datasheet: ±5%